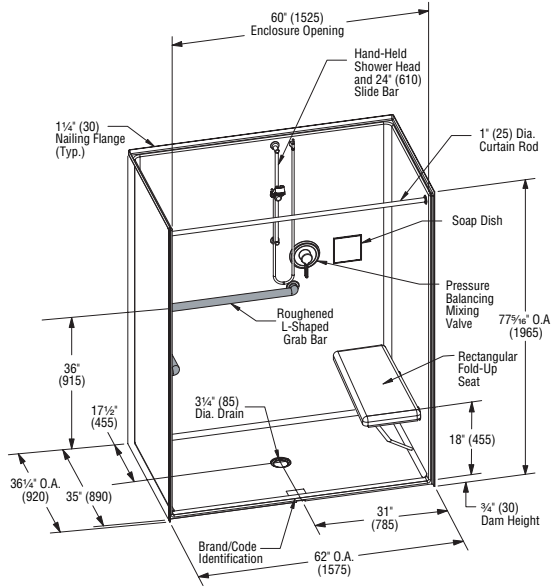
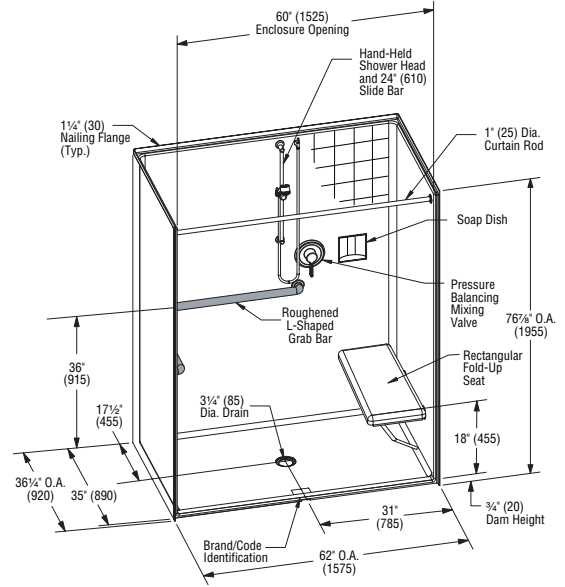


1603-BFSCMA



1603-BFSTMA



Int. Dim.	60"W x 34"D x 74 ⁷ / ₈ "H (1525 x 865 x 1900)mm
Ext. Dim.	62"W x 36 ¹ / ₄ "D x 76 ⁷ / ₈ "H (1575 x 920 x 1955)mm
Skirt Ht.	3/4" (20mm) skirt, 1/2" (15mm) interior threshold
Weight	201.5 lbs. (91kg) gross
Material	LASCOAT (Gelcoat)
Warranty	Lascoat Finished Products — Three Years
Fax-On-Demand #	6046

Int. Dim.	60"W x 34"D x 74 ⁷ / ₈ "H (1525 x 865 x 1900)mm
Ext. Dim.	62"W x 36 ¹ / ₄ "D x 76 ⁷ / ₈ "H (1575 x 920 x 1955)mm
Skirt Ht.	3/4" (20mm) skirt, NO interior threshold
Weight	201.5 lbs. (91kg) gross
Material	LASCOAT (Gelcoat)
Warranty	Lascoat Finished Products — Three Years
Fax-On-Demand #	6044

STANDARD FEATURES	RECOMMENDED ACCESSORIES
<ul style="list-style-type: none"> *Massachusetts compliant [when fully equipped] Barrier-free design Back fixture wall Center/center drain location Slip resistant, textured bottom [ASTM F-462] 	<ul style="list-style-type: none"> Roughened horizontal L-shaped grab bars [1 1/2" Dia (40mm)]: 30" x 42" (760x1065)mm Rectangular fold-up cushioned seat [adjacent fixture wall] Hand-held shower 36" (915mm) slide bar, vacuum breaker and 60" (1525mm) hose Pressure balancing mixing valve Soap dish Curtain rod and/or shower curtain Brass drain

STANDARD FEATURES	RECOMMENDED ACCESSORIES
<ul style="list-style-type: none"> *Massachusetts compliant [when fully equipped] 4" simulated smooth tile finish Barrier-free design Back fixture wall Center/center drain location Slip resistant, textured bottom [ASTM F-462] <p>Available East of the Rockies only</p>	<ul style="list-style-type: none"> Roughened horizontal L-shaped grab bars [1 1/2" Dia (40mm)]: 30" x 42" (760x1065)mm Rectangular fold-up cushioned seat [adjacent fixture wall] Hand-held shower 36" (915mm) slide bar, vacuum breaker and 60" (1525mm) hose Pressure balancing mixing valve Soap dish Curtain rod and/or shower curtain Brass drain

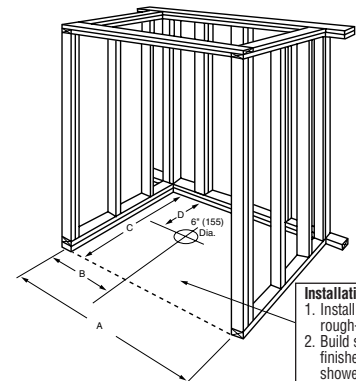
Notes: * For MA (Massachusetts) compliance, unit must be installed with roughened L-shaped grab bar, pressure balancing mixing valve and hand-held shower head with 36" (915mm) slide bar, vacuum breaker, 60" (1525mm) hose and rectangular fold-up seat.

For ease of installation, all LASCO units may be installed in one of two ways. Units may be installed in a recessed pit for rough-in floor installation or build the sub-floor to level the finished floor with the top of shower threshold to allow easy wheelchair access.

FRAMING DIMENSIONS

MODEL #	DIM. A	DIM. B	DIM. C	DIM. D
1603-BFSCMA / 1603-BFSTMA	62 1/8" (1580mm)	31" (790mm)	36 1/4" (920mm)	17 1/2" (445mm)

WIDTH (DIM. A) DIMENSIONAL TOLERANCE +0, -3/8" (±5mm)
ALL OTHER DIMENSIONAL TOLERANCES ±3/8" (±5mm)



Installation Options:
1. Install in a recessed pit for rough-in floor installation.
2. Build sub-floor to level the finished floor with top of shower threshold.